
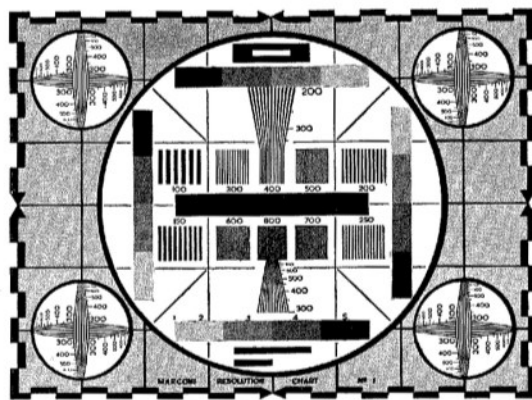





Test Charts




BBC Test Chart No. 51 (405 lines). No. 52 (625 lines).




Marconi resolution Chart No. 1.




Marconi Chart No. 11
Streaking Positive.



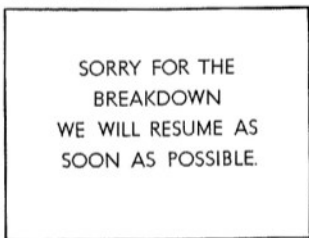
An Australian station
identification.




ITA latest tuning signal chart.



EIA (RETMA) Tuning Chart.



A typical apology caption.



Test Chart C (405 lines).



Marconi resolution Chart No. 10.

MARCONI television laboratories are equipped for the production of test charts for special applications. They can be supplied in the form of 12 in. x 10 in. (30.5 x 25.4 cm) glass plates, 35 mm or 16 mm film, 2 x 2 in. (5 x 5 cm) slides and photographic prints.

OTHER MARCONI TEST CHARTS

- No. 11a - Streaking, negative.
- No. 4 - Improved grating. 48 x 48 divisions.
- No. 5 - Black/white, horizontal division.
- No. 6 - Black spike on white.
- No. 6a - White spike on black.
- No. 7 - Black window on white.

Marconi

Marconi's Wireless Telegraph Company Limited
Marconi House, Chelmsford, Essex
Telephone: Chelmsford 3221 · Telex: 1953
Telegrams: Expanse Chelmsford Telex